

HIAS MOODLE OPEN RESOURCE

Todo sobre mí!

Year 6 Spanish Transition Project

Kerry Yates
May 2026
Final version

Overview

This document contains...

Ideas and resources for Y6 pupils in their final term before transition.

Points to consider when using this resource

These resources can be a starting point for more creative tasks to ensure retrieval and consolidation of language learning across KS2.




Todo sobre mí!



Nombre: _____

Clase: _____

Interesting facts about Spain!



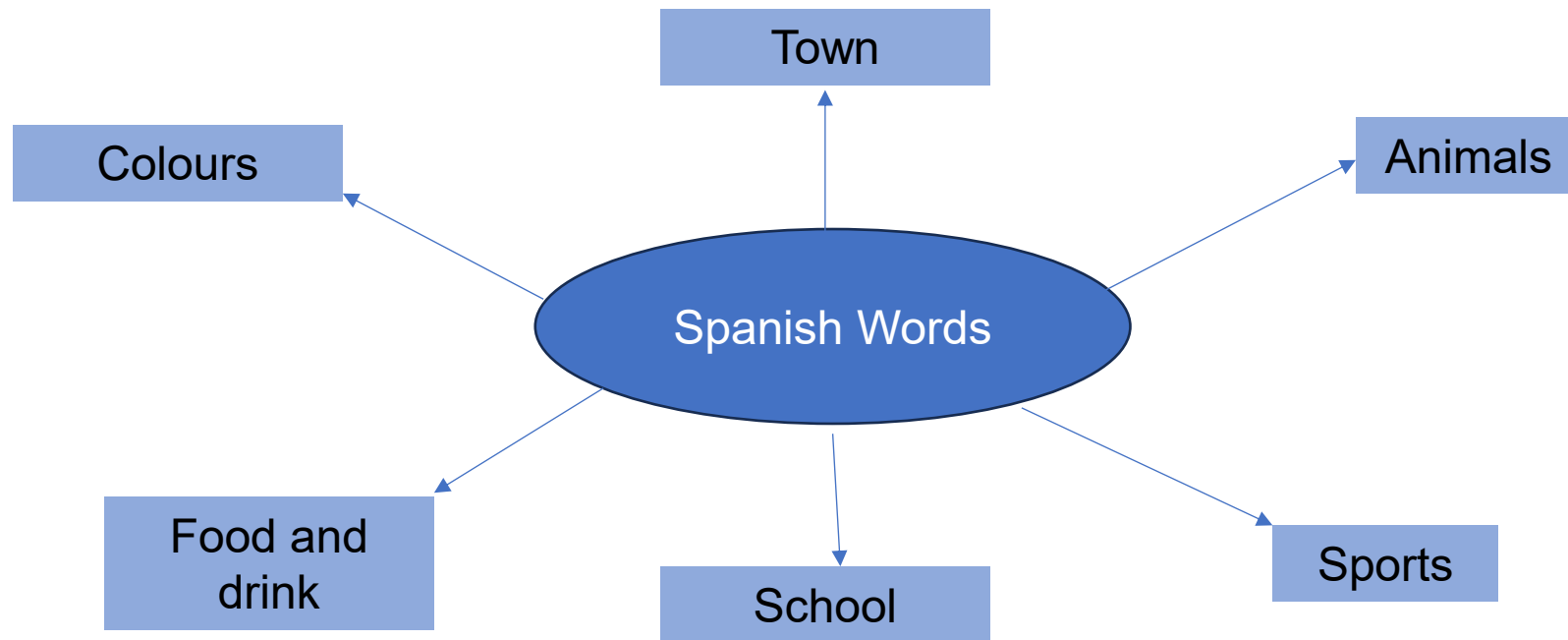
Flags of Spanish Speaking Countries

Colour the flags and write the names of the countries in Spanish underneath!



Task 1: Show what you know!





*Note down any words or phrases you already know in **Spanish**. You can make a mind map or just write a list.*



<https://simplemindmap.com>

<p>Name</p> <p>Me llamo.....</p> <p>Age</p> <p>Tengo años</p> <p>Birthday</p> <p>Mi cumpleaños es el.....</p> <p>Brothers and sisters</p> <p>Tengo..... hermanos y hermanas</p> <p>No tengo hermanos ni hermanas</p> <p>Pets</p> <p>Tengo un/dos/tres.....</p> <p>No tengo mascota</p>	<p>Where you live</p> <p>Vivo en..... en</p> <p>En mi ciudad hay</p> <p>.....</p> <p>.....</p> <p>Descriptions</p> <p>Soy pequeño/a / alto/a / de estatura media</p> <p>Tengo el pelo.....</p> <p>Tengo los ojos.....</p> <p>Soy simpático/a / divertido/a.....</p> <p>Snacks</p> <p>Como.....</p> <p>Bebo</p> <p>Odio</p> <p>Connectives reminder</p> <p>Remember to use connectives to join sentences together</p> <p>y = and, pero = but, también = also</p>
---	---

¿Qué te gusta?

Write your likes and dislikes in the grid!

Me gusta 
Me encanta  
No me gusta 
Odio 

Eg
Me gusta el rugby.
Me encanta la música.
No me gusta la natación.
Odio el pescado.

Questions and Answers – Match up

¿Cómo te llamas?

¿Cuántos años tienes?

¿Dónde vives?

¿Tienes un animal?

¿Tienes hermanos?

Vivo en Sevilla en España.

Me llamo Gonzalo.

Tengo un gato y un pez.

Tengo un hermano pero no tengo hermanas.

Tengo once años.

Todo sobre mí! - storyboard

Prepare a storyboard of a conversation between two characters in French. You should include questions and simple answers in speech bubbles. Once planned, you can record or video the conversation.

Modern Foreign Languages

HIAS Kerry Yates, MFL Adviser – kerry.yates@hants.gov.uk

For further details on the full range of services available please contact us using the following email: hias.publications@hants.gov.uk

Upcoming Courses

Keep up-to-date with our learning opportunities for each subject through our Upcoming Course pages linked below. To browse the full catalogue of learning offers, visit our new Learning Zone. Full details of how to access the site to make a booking are provided [here](#).

- [English](#)
- [Maths](#)
- [Science](#)
- [Geography](#)
- [RE](#)
- [History](#)
- [Leadership](#)
- [Computing](#)
- [Art](#)
- [D&T](#)
- [Assessment](#)
- [Support Staff](#)
- [SEN](#)
- [TED](#)
- [MFL](#)

Terms and conditions

Terms of licence

This resource is intended solely for personal or classroom use. By using it, you agree that you will not copy or reproduce this file except for your own personal, non-commercial use.

This document/file must be used and shared in its original form. The use of artificial intelligence (AI) tools (eg Copilot, Gemini, Chat GPT etc) or automated systems to alter, rewrite, translate, or otherwise modify its content is strictly prohibited without prior written permission from the original author(s) or publisher. Unauthorised use of AI in this way may result in misrepresentation, loss of context, or breach of intellectual property rights, and may lead to corrective or legal action.

HIAS reserves the right to modify these terms at any time. Any changes will take immediate effect and supersede all previous agreements.

You are welcome to:

- download this resource
- save this resource on your computer
- print as many copies as you would like to use in your school
- amend this electronic resource so long as you acknowledge its source and do not share as your own work.

You may not:

- claim this resource as your own
- sell or in any way profit from this resource
- store or distribute this resource on any other website or another location where others are able to electronically retrieve it
- email this resource to anyone outside your school or transmit it in any other fashion.